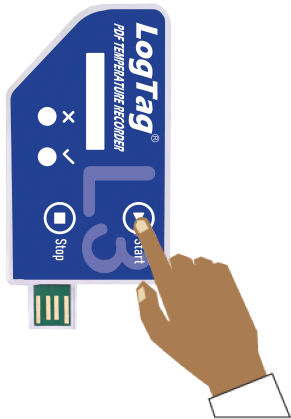
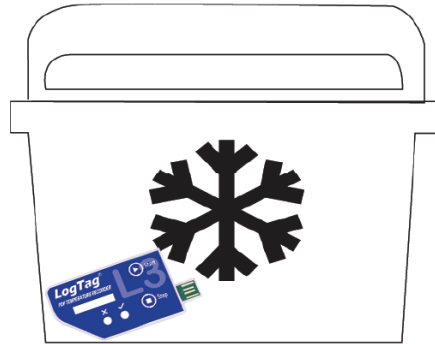


4 step how-to use LogTag L3


1. Start your LogTag L3.



2. Place your started LogTag L3 with the consignment.



3. Connect stopped LogTag L3 to the USB port of a PC/laptop.



4. Automatically generated PDF & CSV reports will appear in a new device drive in file explorer.

