

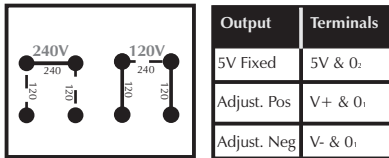
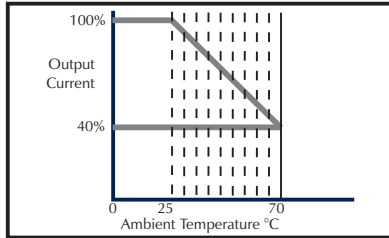
The PSU 206 is a 'Eurocard' sized power supply unit designed primarily for OEM use. The linear regulator ICs used have over-current and over-temperature protection.

- Simple Screw-Terminal Connection
- Encapsulated Mains Transformer
- Fixed 5V Output
- Separate, Fully Adjustable Split Rail Outputs



**Derating Curve**

The hotter the unit becomes the lower the current that may be taken from it. Enclosures should be adequately ventilated if necessary and power supplies should not be mounted upside down.



Standard Unit		Stock Number PSU 206		
Specification	Min.	Typ.	Max.	Unit
Load regulation			1	%
Line regulation			1	%
Ripple			10	mV
Operating temperature	0		70	°C
Output (D.C.) at 25°C				
5V Fixed	V	4.75	5	5.25
	I	0		1000
Positive Adjustable	V	5		15
	I			250
Negative Adjustable	V	-5		-15
	I			-250
Input (50-60Hz)		110	120	125
	- link selectable	220	240	250

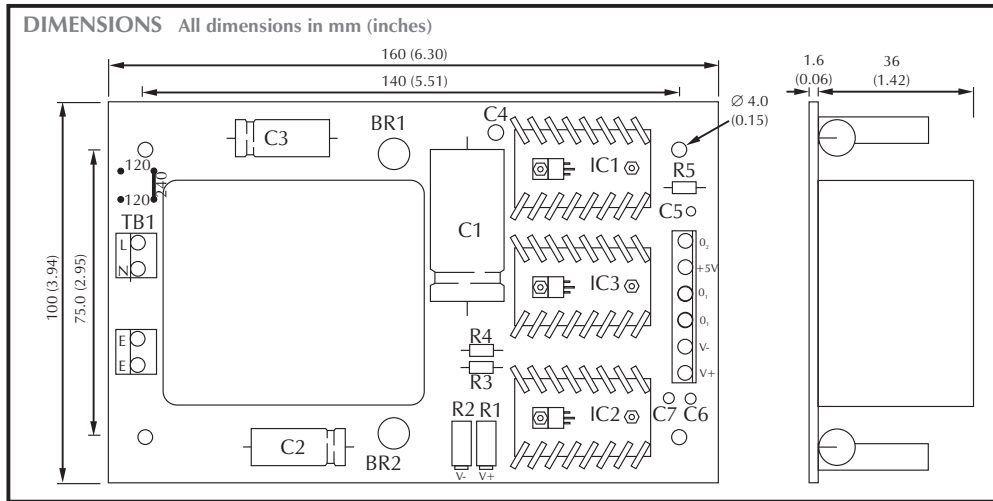
**Selecting Mains I/P Voltage**

The unit is normally supplied connected for 240V operation. For 120V operation remove 240V link and insert BOTH 120V links.

**Safety**

For safe operation the unit must be installed in an enclosure which prevents accidental contact. If the enclosure is made of a conducting material or the internal surfaces have a conductive coating, ensure that no part of the power supply will come into contact with it. The unit need not be earthed but two terminals (E) are provided as a convenient anchorage for earth leads. The mains lead to the unit must be fused with a 160mA (240V operation) or a 315mA (120V operation) fuse. Fuses should be IEC 127 part 2, sheet 3, DIN 41662 anti-surge spiral. In general, it is the responsibility of the user to ensure that the incorporation of the power supply unit into the OEM equipment conforms to the relevant sections of BS EN 61558-1: 1998, in accordance with the Low Voltage Directive (LVD93/68/EEC).

IF IN DOUBT CONTACT AN APPLICATIONS ENGINEER.



Specifications liable to change without prior warning PSU 206 Issue 15 09/2010 S.L. Applies to PSU 206/4

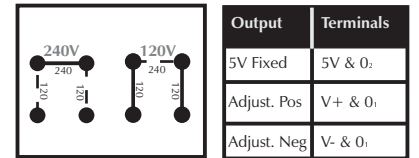
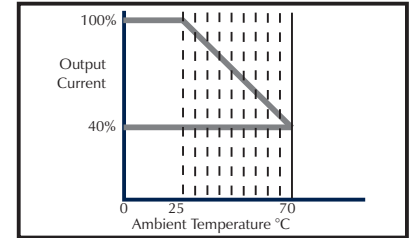
The PSU 206 is a 'Eurocard' sized power supply unit designed primarily for OEM use. The linear regulator ICs used have over-current and over-temperature protection.

- Simple Screw-Terminal Connection
- Encapsulated Mains Transformer
- Fixed 5V Output
- Separate, Fully Adjustable Split Rail Outputs



**Derating Curve**

The hotter the unit becomes the lower the current that may be taken from it. Enclosures should be adequately ventilated if necessary and power supplies should not be mounted upside down.



Standard Unit		Stock Number PSU 206		
Specification	Min.	Typ.	Max.	Unit
Load regulation			1	%
Line regulation			1	%
Ripple			10	mV
Operating temperature	0		70	°C
Output (D.C.) at 25°C				
5V Fixed	V	4.75	5	5.25
	I	0		1000
Positive Adjustable	V	5		15
	I			250
Negative Adjustable	V	-5		-15
	I			-250
Input (50-60Hz)		110	120	125
	- link selectable	220	240	250

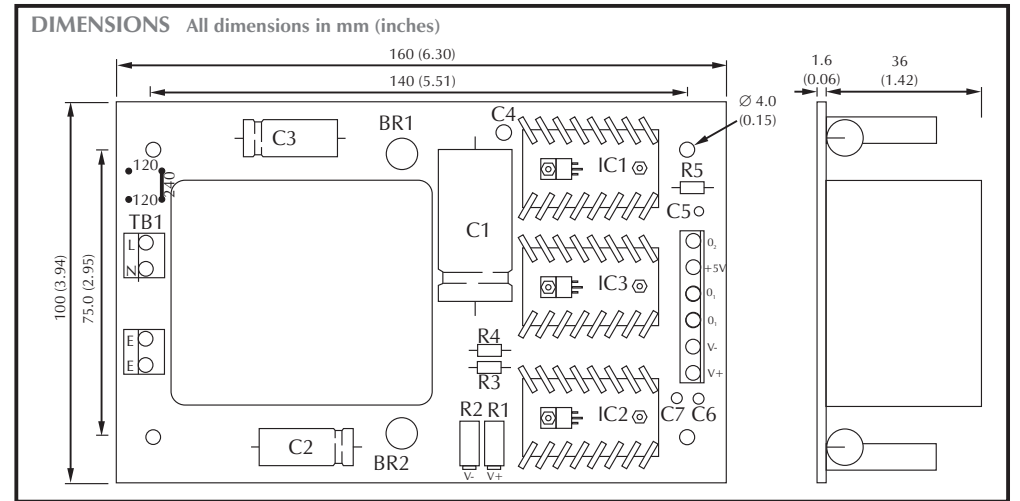
**Selecting Mains I/P Voltage**

The unit is normally supplied connected for 240V operation. For 120V operation remove 240V link and insert BOTH 120V links.

**Safety**

For safe operation the unit must be installed in an enclosure which prevents accidental contact. If the enclosure is made of a conducting material or the internal surfaces have a conductive coating, ensure that no part of the power supply will come into contact with it. The unit need not be earthed but two terminals (E) are provided as a convenient anchorage for earth leads. The mains lead to the unit must be fused with a 160mA (240V operation) or a 315mA (120V operation) fuse. Fuses should be IEC 127 part 2, sheet 3, DIN 41662 anti-surge spiral. In general, it is the responsibility of the user to ensure that the incorporation of the power supply unit into the OEM equipment conforms to the relevant sections of BS EN 61558-1: 1998, in accordance with the Low Voltage Directive (LVD93/68/EEC).

IF IN DOUBT CONTACT AN APPLICATIONS ENGINEER.



Specifications liable to change without prior warning PSU 206 Issue 15 09/2010 S.L. Applies to PSU 206/4